

# AMERICAN RANGE

QUALITY PROFESSIONAL COOKING EQUIPMENT

## Legend Rangetops

24", 30", 36", 48" and 60" Slide-In Rangetops with

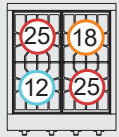
### COOK TOP FEATURES

- Three sizes of burners to serve your everyday needs:  
**25,000 BTU (lg)**, **18,000 BTU (med)**, **12,000 BTU (sm)**
- Continuous cast iron grates allow for easy transfer of pots and pans across the cooking surface.
- True commercial lift-off burners for easy cleaning.
- Variable flame settings for all Performer open burners.
- Porcelainized burner pans catch spills and lift out for easy cleaning
- Slide-out stainless steel tray catches spills.

### PERFORMER OPEN BURNERS



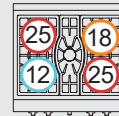
- Raw commercial power control provided with "Push to Turn" Residential style full rotation valves.
- Heavy duty metal die-cast satin knobs with chrome bezels.
- Automatic, electronic ignition with fail-safe system ensures re-ignition in the event the flame goes out, even on the lowest burner setting.
- **Stainless steel Island Back Trim included and installed.**



AROBST244



Model Shown AROBSCT244



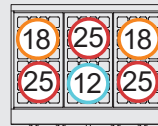
AROBST304



Model Shown AROBSCT304



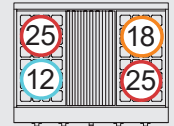
Model Shown AROBSCT366



AROBST366



AROBST364GD



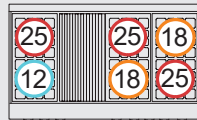
AROBST364GR




AROBST488



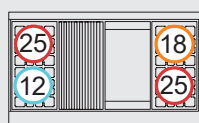
AROBST486GD



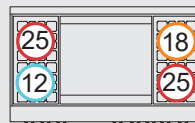
AROBST486GR



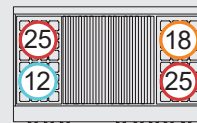
Model Shown AROBSCT486GD




AROBST484GDGR



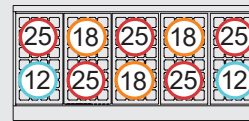
AROBST48482GD



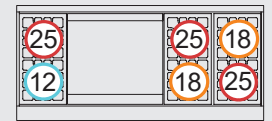
AROBST4842GR



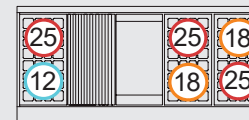
Model Shown AROBSCT6062GD



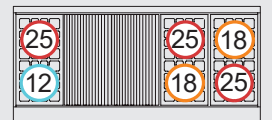
AROBST6010



AROBST6062GD



AROBST606GDGR



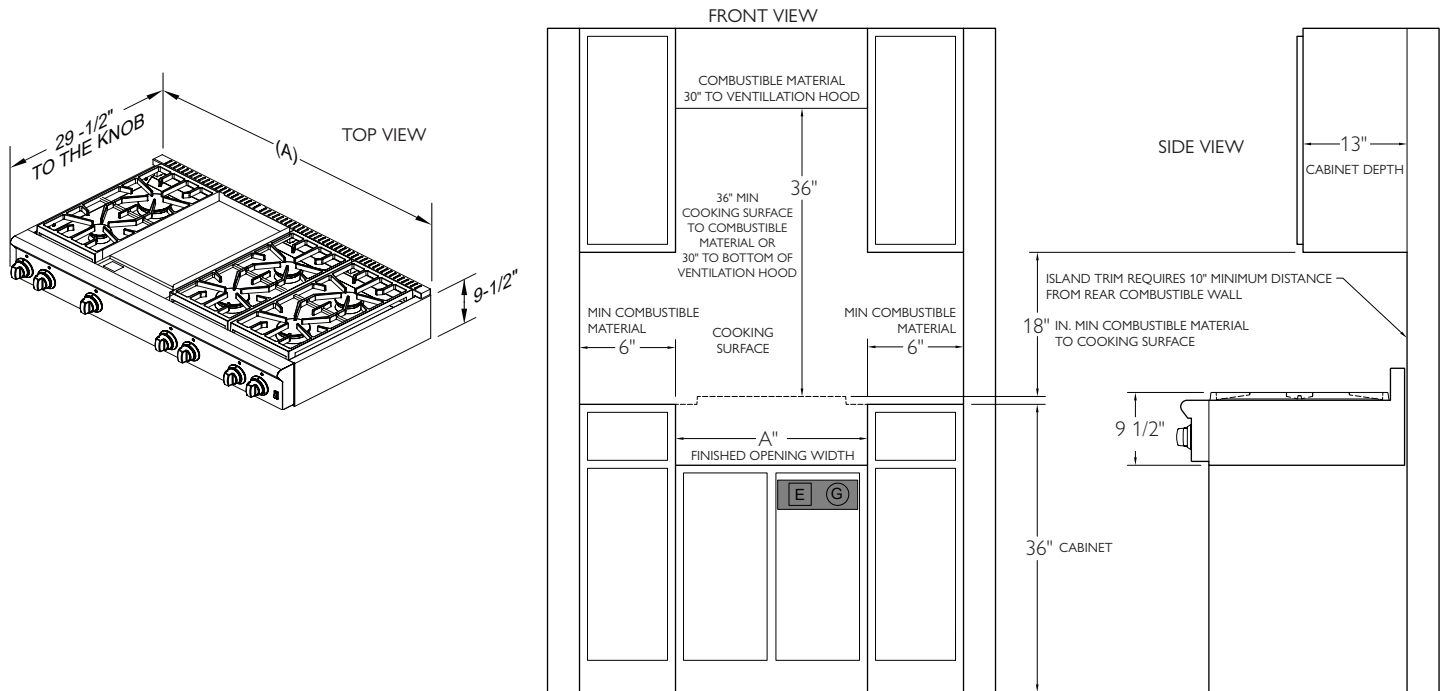
AROBST6062GR

DESIGNED & BUILT IN USA  
PROFESSIONAL COOKING EQUIPMENT

[www.AmericanRangeHome.com](http://www.AmericanRangeHome.com)



# LEGEND SERIES GAS SLIDE-IN RANGETOPS WITH PERFORMER BURNERS



## TECHNICAL SPECIFICATIONS

Surface Burner Rating	25,000 BTU (lg) – 18,000 BTU (md) – 12,000 BTU (sm)
Griddle Burner Rating	20,000 BTU for every 11" section
Grill Burner Rating	15,000 BTU for every 11" section
Gas Supply	7" W.C. Natural, 11" W.C. Propane
Electrical Supply	120 VAC 15 amp 60 Hz Single Phase
Overall Dimensions	See Chart A for W x 29 1/2" D x 9 1/2" H (Dim. A x 749 x 241)
Crated Dimension	Add 2" to W x 31 1/2" D x 11 1/2" H (Dim. A x 800 x 292)
Shipping Weight	262 Lbs (120 kg)

NMFCODE: 25970-2 Class: 85

SIZE	"A" DIMENSION
24"	23-7/8" (606 mm)
30"	29-7/8" (759 mm)
36"	35-7/8" (911 mm)
48"	47-7/8" (1216 mm)
60"	59-7/8" (1521 mm)

## SURFACE BURNER RATINGS

AROBSCT244	80,000 BTU	24 kW	4 burners
ARSCT242GD	40,000 BTU	12 kW	double griddle
ARSCT242GR	36,000 BTU	11 kW	double grill
AROBSCT304	80,000 BTU	24 kW	4 burners
AROBSCT366	123,000 BTU	29 kW	6 burners
AROBSCT364GD	100,000 BTU	26 kW	4 burners, griddle
AROBSCT364GR	95,000 BTU	28 kW	4 burners, grill
AROBSCT488	166,000 BTU	49 kW	8 burners
AROBSCT486GD	143,000 BTU	42 kW	6 burners, griddle
AROBSCT486GR	138,000 BTU	40 kW	6 burners, grill
AROBSCT484GDGR	118,000 BTU	35 kW	4 burners, griddle and grill
AROBSCT4842GD	120,000 BTU	35 kW	4 burners, double griddle
AROBSCT4842GR	141,000 BTU	41 kW	4 burners, double grill
AROBSCT6010	203,000 BTU	59 kW	10 burners
AROBSCT6062GD	163,000 BTU	48 kW	6 burners, double griddle
AROBSCT606GDGR	158,000 BTU	46 kW	6 burners, griddle and grill
AROBSCT6062GR	153,000 BTU	45 kW	6 burners, double grill

ACCESSORIES AND OPTIONS		24" Model	30" Model	36" Model	48" Model	60" Model
1" Standard Fabricated Island Back		ARR-24SIB	ARR-30SIB	ARR-36SIB	ARR-48SIB	ARR-60SIB
1" Welded Island Back		ARR-24IB	ARR-30IB	ARR-36IB	ARR-48IB	ARR-60IB
4" Stub Back		ARR-244SB	ARR-304SB	ARR-364SB	ARR-484SB	ARR-604SB
20" High Back with Shelf			ARR-3021HBS	ARR-3621HBS	ARR-4821HBS	ARR-6021HBS
ARR-GDCOV12-S	12" Griddle Cover		MC11-FS	11" Mirror Chrome Flat Griddle Plate		
ARR-GRCOV12	12" Grill Cover		MC11GG	11" Mirror Chrome Grooved Griddle Plate		
ARR-PGP12	12" Removable Heavy-Duty Griddle Plate		MC22-FS	22" Mirror Chrome Flat Griddle Plate		
ARR-PGP24	24" Removable Heavy-Duty Griddle Plate		MC22-HG	22" Mirror Chrome Left Flat and Right Grooved Griddle Plate		
ARR-GDCOV24	24" Griddle Cover		MC22-GG	22" Mirror Chrome Grooved Griddle Plate		
ARR-GDCOV24	24" Grill Cover		MC22-SP	22" Mirror Chrome Griddle Plate w/ Flavor Separator in Center		
ARR-CUTB-12	12" Cutting Board		ARR-WOK	Wok Adapter for Burner Grate		

ⓐ ⓔ RECOMMENDED LOCATION OF GAS AND ELECTRICAL SUPPLY. ELECTRICAL OUTLET-STANDARD 3 PRONG 120V ALLOW FOR SHUT OFF VALVE AT GAS OUTLET ISLAND PENINSULA INSTALLATIONS REQUIRE A 10" MINIMUM CLEARANCE FROM BACK OF RANGE TO A COMBUSTIBLE SURFACE NO SIDE WALL ABOVE COOKING SURFACE

**N** = Natural Gas Must ship from factory with proper gas type  
**L** = LP Gas Must provide **N** or **L** after model number for type of gas needed.  
**Example: ARR-304-DF-L** represents unit to be built for **LP** gas.  
**Note:** Must specify elevation if over 1000 ft when ordering.