

AMERICAN RANGE

QUALITY PROFESSIONAL COOKING EQUIPMENT

Legend Rangetops

24", 30", 36", 48" and 60" Slide-In Rangetops with

COOK TOP FEATURES

- Three sizes of burners to serve your everyday needs:
25,000 BTU (lg), **18,000 BTU (med)**, **13,000 BTU (sm)**
- Continuous cast iron grates allow for easy transfer of pots and pans across the cooking surface.
- Sealed tower burners deliver exceptional performance at every setting and are removable to provide easy cleanup.
- Variable flame settings for all Cuisine sealed burners.
- Sealed single piece porcelainized cook top can hold more than a gallon of spills.

CUISINE SEALED TOWER BURNERS



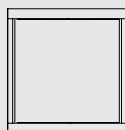
- Raw commercial power control provided with "Push to Turn" Residential style full rotation valves.
- Heavy duty metal die-cast satin knobs with chrome bezels.
- Automatic, electronic ignition with fail-safe system ensures re-ignition in the event the flame goes out, even on the lowest burner setting.
- **Stainless steel Island Back Trim included and installed.**




ARSCT-244




Model Shown ARSCT-244



ARSCT-242GD



ARSCT-242GR



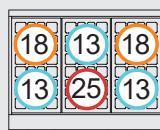
ARSCT-305



Model Shown ARSCT-305



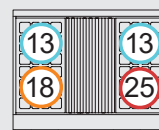
Model Shown ARSCT-366



ARSCT-366



ARSCT-364GD



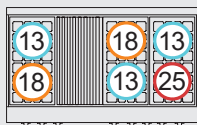
ARSCT-364GR



ARSCT-488



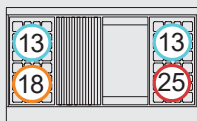
ARSCT-486GD



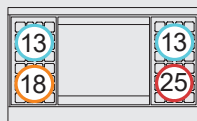
ARSCT-486GR



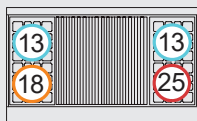
Model Shown ARSCT-486GD




ARSCT-484GDGR



ARSCT-4842GD



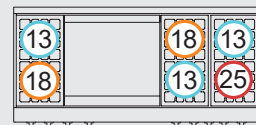
ARSCT-4842GR



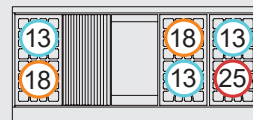
Model Shown ARSCT-6062GD



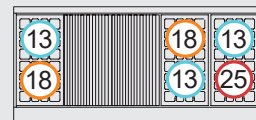
ARSCT-6010



ARSCT-6062GD



ARSCT-606GDGR



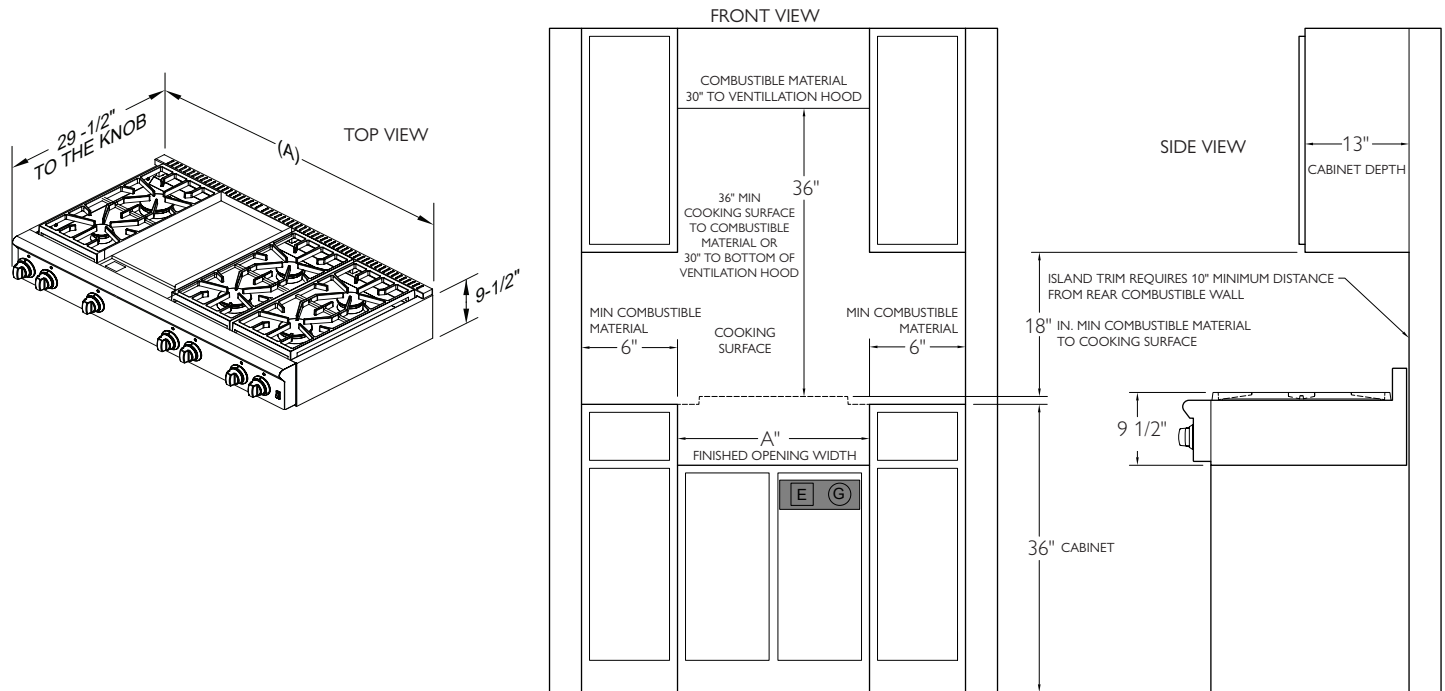
ARSCT-6062GR

DESIGNED & BUILT IN USA
PROFESSIONAL COOKING EQUIPMENT

www.AmericanRangeHome.com



LEGEND SERIES GAS SLIDE-IN RANGETOPS WITH CUISINE BURNERS



TECHNICAL SPECIFICATIONS

Surface Burner Rating	25,000 BTU (lg) – 18,000 BTU (md) – 13,000 BTU (sm)
Griddle Burner Rating	20,000 BTU for every 11" section
Grill Burner Rating	15,000 BTU for every 11" section
Gas Supply	7" W.C. Natural, 11" W.C. Propane
Electrical Supply	120 VAC 15 amp 60 Hz Single Phase
Overall Dimensions	See Chart A for W x 29 1/2" D x 9 1/2" H (Dim. A x 749 x 241)
Crated Dimension	Add 2" to W x 31 1/2" D x 11 1/2" H (Dim. A x 800 x 292)
Shipping Weight	262 Lbs (120 kg)

NMFCODE: 25970-2 Class: 85

SIZE	"A" DIMENSION
24"	23-7/8" (606 mm)
30"	29-7/8" (759 mm)
36"	35-7/8" (911 mm)
48"	47-7/8" (1216 mm)
60"	59-7/8" (1521 mm)

SURFACE BURNER RATINGS

ARSCT-244	69,000 BTU	20 kW	4 burners
ARSCT-242GD	40,000 BTU	12 kW	double griddle
ARSCT-242GR	36,000 BTU	11 kW	double grill
ARSCT-305	82,000 BTU	24 kW	5 burners
ARSCT-366	100,000 BTU	29 kW	6 burners
ARSCT-364GD	89,000 BTU	26 kW	4 burners, griddle
ARSCT-364GR	98,000 BTU	29 kW	4 burners, grill
ARSCT-488	131,000 BTU	38 kW	8 burners
ARSCT-486GD	120,000 BTU	35 kW	6 burners, griddle
ARSCT-486GR	115,000 BTU	34 kW	6 burners, grill
ARSCT-484GDGR	104,000 BTU	30 kW	4 burners, griddle and grill
ARSCT-4842GD	109,000 BTU	32 kW	4 burners, double griddle
ARSCT-4842GR	99,000 BTU	29 kW	4 burners, double grill
ARSCT-6010	162,000 BTU	47 kW	10 burners
ARSCT-6062GD	140,000 BTU	41 kW	6 burners, double griddle
ARSCT-606GDGR	135,000 BTU	40 kW	6 burners, griddle and grill
ARSCT-6062GR	130,000 BTU	38 kW	6 burners, double grill

ACCESSORIES AND OPTIONS	24" Model	30" Model	36" Model	48" Model	60" Model
1" Standard Fabricated Island Back	ARR-24SIB	ARR-30SIB	ARR-36SIB	ARR-48SIB	ARR-60SIB
1" Welded Island Back	ARR-24IB	ARR-30IB	ARR-36IB	ARR-48IB	ARR-60IB
4" Stub Back	ARR-244SB	ARR-304SB	ARR-364SB	ARR-484SB	ARR-604SB
20" High Back with Shelf		ARR-3021HBS	ARR-3621HBS	ARR-4821HBS	ARR-6021HBS
ARR-GDCOV12-S	12" Griddle Cover	MC11-FS	11" Mirror Chrome Flat Griddle Plate		
ARR-GRCOV12	12" Grill Cover	MC11GG	11" Mirror Chrome Grooved Griddle Plate		
ARR-PGP12	12" Removable Heavy-Duty Griddle Plate	MC22-FS	22" Mirror Chrome Flat Griddle Plate		
ARR-PGP24	24" Removable Heavy-Duty Griddle Plate	MC22-HG	22" Mirror Chrome Left Flat and Right Grooved Griddle Plate		
ARR-GDCOV24	24" Griddle Cover	MC22-GG	22" Mirror Chrome Grooved Griddle Plate		
ARR-GDCOV24	24" Grill Cover	MC22-SP	22" Mirror Chrome Griddle Plate w/ Flavor Separator in Center		
ARR-CUTB-12	12" Cutting Board	ARR-WOK	Wok Adapter for Burner Grate		

ⓐⓔ RECOMMENDED LOCATION OF GAS AND ELECTRICAL SUPPLY.
ELECTRICAL OUTLET-STANDARD 3 PRONG 120V ALLOW FOR SHUT OFF VALVE
AT GAS OUTLET ISLAND PENINSULA INSTALLATIONS REQUIRE A 10" MINIMUM
CLEARANCE FROM BACK OF RANGE TO A COMBUSTIBLE SURFACE NO SIDE
WALL ABOVE COOKING SURFACE

N = Natural Gas Must ship from factory with proper gas type
L = LP Gas Must provide **N** or **L** after model number for type of gas needed.
Example: ARR-304-DF-L represents unit to be build for **LP** gas.
Note: Must specify elevation if over 1000 ft when ordering.